



# SCHOOL

## *Field Trip Guide*



### **ORGANIZE YOUR TRIP WITH US!**

**CONTACT US**

Group Sales  
groupsales@beardsleyzoo.org  
203-394-6565 ext. 148

Connecticut's Beardsley Zoo  
1875 Noble Ave  
Bridgeport, CT 06610



## GROUP RATES FOR FIELD TRIPS

**\$ 10**

- Children (Ages 3 to 11) includes siblings
- Youths (Ages 12 to 17)
- Camp CIT's LIT's (Ages 12 to 17)
- Seniors and Special Needs
- Adults aged 18 and up including Teachers, Aides, Paras, Nurses, Administrators, Chaperones, Parents, Staff and Camp counselors aged 18 and over.

We offer one free adult admission fee for every ten paying school students ages 3 to 11 (or summer campers, ages 3 to 11) - sorry, we do not round up. The minimum age requirement for chaperones is 18. CIT's and LIT's ages 12 to 17 are not considered adult chaperones and must be added into the paying youth section.

### ADD ON CAROUSEL RIDES

\$1.00 - Carousel ride tickets per child are \$1 only if purchased at time of booking. Day of arrival tickets are \$2. All children pay to ride the carousel including toddlers and infants, so please include them when you book rides. Adults ride free while standing alongside children as we encourage it for safety. However, if the adults want to ride a horse, they will need their own ticket. Please allow for this at booking time.

Connecticut's Beardsley Zoo is a non-profit organization and does offer group rate admission fees Mondays through Fridays, to schools, camps, and other non-profit organizations with 10 or more paying people, that book in advance, pay in advance, and enter the Zoo as a group, all at once, not as individual arrivals. All bookings will show a \$14.95 handling fee. Groups must check this box and add it to their reservation at time of booking, otherwise the reservation will not be processed.

Group rates are not for use by private families. These group visits are considered field trips and they are self-guided. Food, rides, show tickets, popsicles, ice cream, wind tunnel, gift shop souvenirs and appliance rentals are extra cost items. Field trips do not include storage, transportation, or private use of any Zoo area.

### ADD ON WILD ADVENTURE SHOW TICKETS (WAS)

Our live, outdoor animal show is offered only during the school year, mid-Sept to mid-June, on Tuesdays, Wednesdays, Thursdays & Fridays only. There is one show at 11 am and currently limited to 200 guests. Shows are 30 minutes in length. Reservations and advance payment must be made at time of booking. Everyone pays and needs a special wristband ahead of time to attend this show including free chaperones, teachers, toddlers, siblings, and parents arriving separately. **The add-on cost for the WAS is \$5 per person.** Note: When booking, the number of WAS show tickets must be equal to the total number of admission tickets. This show takes place outdoors and will present under "shine" only.





# LUNCHES

You are always welcome to bring in your own lunches; however, we do not have an indoor area to store lunches.

- Please do not ask the Carousel staff to store your lunches; they are not permitted to do so.
- You can have each child carry their own lunch or you can bring coolers and wagons and leave them off to the side in our outdoor picnic grove. We do not reserve tables. We offer complimentary pull carts near the Welcome Center that can be borrowed to transport the lunches to the picnic grove. Groups are asked to return the carts to the same place so that other groups arriving afterwards may use them.
- Please do not leave paper bag or plastic wrap lunches unattended, anywhere, at all. We have no control over ants, squirrel's, guinea fowls, etc., who will chew right through paper bags.
- Please do not leave your lunches on the bus. Buses and cars get very hot, very fast and food will spoil unless packed in coolers.
- Please finalize your lunch plans prior to arriving at the Zoo. Sorry, Zoo greeters cannot stop to answer lunch questions.

## SEATING

Groups are asked to eat outside in the picnic grove as indoor seating is very limited inside the Café. All groups are responsible for cleaning up after themselves and for our animal's safety; we ask for everyone's help in picking up all juice box plastic straw wrappers.





# LUNCHES (CONT'D)

\*ALL PRICES & TERMS ARE SUBJECT TO CHANGE WITHOUT NOTICE\*

## Add on Bagged Lunches and Popsicles

We offer \$7.00 Bagged Lunches and reduced rate Popsicles. Both must be ordered and paid for in full at time of booking.

### **\$7.00 Bagged Lunches**

- Includes a bag of chips, a juice, and a snack item. *(The snack item varies from apples to applesauce depending on the season.)*
- **Options are** Hotdogs, Hamburgers, Veggie Burgers or Gluten Free Chicken Tenders.

### **\$10 Popsicles (24 to a box)**

- Popsicles are ordered in full boxes only and contain mixed flavors of cherry, orange, and grape.
- Popsicles are picked up when the group is ready for them.

**Lunch pick-up times are: 11:00 am; 11:30 am; 12:00 noon; 12:30 pm.**

### **PICK UP:**

1. Lunches & Popsicles are picked up all at once.
2. There are no partial pickups.
3. Lunch bags will be placed in large carry trays.
4. Groups should appoint one or two chaperones to pick up the lunch trays and or popsicle boxes and take them outside to the picnic area to distribute to the group. Those chaperones should check-in with the Peacock Café staff first, before taking any lunch trays to ensure the whole order is complete. Chaperones should not take partial lunch bags from their trays; they must wait until the whole order is ready.
5. All lunch bags are counted for accuracy to avoid any errors.
6. Any issues must be brought to the attention of the Café staff at pick-up time otherwise; no further recourse will be available.
7. Group Sales lunch and popsicle prices are not available on the day of arrival. Last minute add-on guests can bring their own lunch or buy their own lunch from our Café menu, and full menu prices will apply.

\*If groups need to reschedule their visit date, please see inclement weather page.







# SHOPPING

Groups are welcome to visit the Trading Post Gift Shop, small groups at a time, with a chaperone, and back packs must be left on the front porch.

We offer exclusive, low-cost souvenirs to groups not planning to visit our gift shops. This allows groups more time to visit with the animals especially those groups with younger age children. Group souvenir orders must be done at time of booking.

## Add on Bulk Souvenirs

- Groups can purchase bulk Souvenir Bottles or Souvenir Grab Bags, or both. To order bulk souvenirs, please make your choices and add them directly to your online booking.
- Groups are welcome to email us to receive a children's take-home order form and groups can collect the money and include the children's selections in their online booking.
- Please remember to keep a copy of what each child ordered for your distribution time.
- Bulk souvenir orders are picked up at the Welcome Center at the end of the group visit.

Souvenir Bottle with Zoo logo \$ 3 – One (1) Colors Vary, holds 17 oz



## Grab Bag \$ 4

Each Grab Bag will contain 4 items: (see photos)

- One (1) Zoo Animal Finger Puppet (assorted)
- One (1) Zoo Animal Rubber Ring (assorted)
- One (1) Squish Tiger (assorted colors)

and either

- One (1) Bubble Popper (assorted shapes and colors)
- or
- One (1) Pearlized Water Wiggler (assorted colors)



**Disclaimer:** Due to vendor supply and demand issues that most of us are experiencing during these challenging times, reasonable substitutions will be made if needed. Thank you for your understanding.

Group Sales: [groupsales@beardsleyzoo.org](mailto:groupsales@beardsleyzoo.org)





# WHEN TO BOOK & PAYMENT

Groups should book as soon as they have a date in mind. Please do NOT wait until the cutoff time to book. Dates are very popular and fill up quickly. Most groups book a year in advance to get the date they want.

Arrival times are booked in 15-minute intervals and there is a limit as to how many groups can book in at each time slot. Please note the Zoo arrival time you book is the time your group plans to arrive here at the Zoo, which is different than the time your bus company is scheduled to pick you up at your facility.

Groups requesting group rates must book online, no later than 2 weeks out, and full payment is required at time of booking. Groups will need to add on carousel tickets, lunches, souvenirs, and tickets to the Wild Adventure Show (WAS) at time of booking. The \$10 group rate is only available at time of booking.

Please remember to include ALL children, siblings, teachers, aides, paras, nurses, administrators, chaperones, parents, staff, adults, youth CITs, youth LITs and camp counselors aged 18 and over.

Once groups book and pay online, they cannot make any changes to that reservation. Groups should consider adding a few extra admissions to cover their last-minute add-on guests.

If groups book the Wild Adventure Show, show tickets must be equal to the total number of admission tickets. Please do not send anyone to pay at the ticket windows. Group rates are not available at the ticket windows. Guests not included in your booking will have to go online to our website where tickets are \$19 each, and they do not include the wristbands needed to attend the show. To avoid awkward moments for guests and keep the arrival process running smoothly, please collect all money ahead of time, and add all guests to your booking.

## Payment

Full payment is required at time of booking. We no longer accept money or issue wristbands at arrival time. All groups must be pre-paid, and all groups must be wearing their wristbands before disembarking their buses, vans, or cars. All bookings will show a \$14.95 handling fee. Groups must check this box and add it to their reservation at time of booking, otherwise the reservation will not be processed.

We do not issue refunds or rainchecks. There are no refunds or credits or substitutions for any aspect of Group Sales including, but not limited to: admission; show tickets; carousel rides; food orders; popsicles; or souvenirs.

If groups need to postpone their visit, they must contact Group Sales by text, prior to their arrival time, and groups must follow up with an email to Group Sales requesting to be rescheduled into a new date.

## After payment is processed

Just a reminder that our new, online booking system is not "inter-active." Once groups book and pay online, they cannot go back and access that reservation or make any changes to that reservation. Groups should finalize their attendance numbers and include all add-on selections before they book and pay.

After payment is made, we will mail out a wristband packet by US PRIORITY MAIL with a Tracking # number to the address of the school, camp or non-profit group. The wristband packet will also contain a day of arrival, orange, check-in pass to present to the greeter(s) along with bus/van driver information sheet(s) to give to the drivers when they first arrive to pick your group up at your group facility, which will allow the drivers time to read the info while the groups load the bus(s) or van(s).



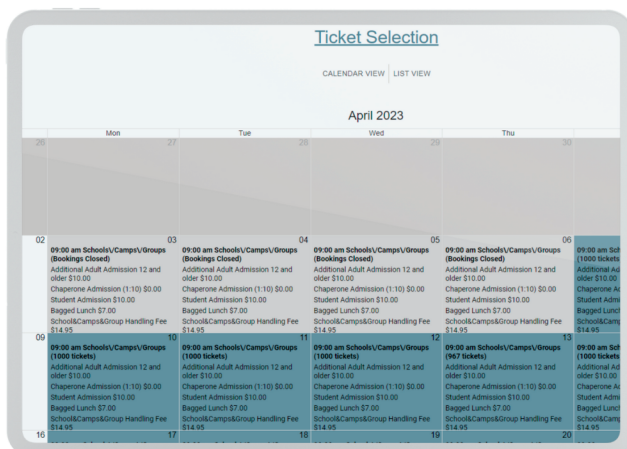
# BOOKING YOUR GROUP TRIP TO THE ZOO ONLINE!



In 2023, the Zoo has decided to go paperless and contactless. We no longer use paper forms, send invoices or take check payments. All groups will now book their own Field Trips online and pay in full using a credit card, and it can be any credit card. To book, groups must follow all steps listed below or the booking will not process properly.

## VISIT THE WEBSITE:

[CLICK HERE](#)



## STEP 1

After visiting the link above, you will be brought to a calendar page. Search by month and select your date. (If grayed out, it is "sold-out", select another date).



# BOOKING YOUR GROUP TRIP TO THE ZOO ONLINE!

## STEP 2

Once you select your date, a bar to the right of your screen will appear. This is where you will select how many students, chaperones, and additional guests will be joining you on the trip, as well as any add ons.

Group rates apply to schools, camps, and non profit organizations. Group rates are not for use by private families. Visits are self guided field trips.

Friday, April 7th 2023, 9:00 am

- Additional Adult Admission 12 and older \$10.00
- Chaperone Admission (1:10) \$0.00
- Student Admission \$10.00

Addons

- School&Camps&Group Handling Fee \$14.95
- Schools&Camps&Groups Carousel Ride \$1.00
- School&Camp Bagged Lunch Chicken Tenders \$7.00
- School&Camp Bagged Lunch Hamburger \$7.00
- School&Camp Bagged Lunch Hot Dog \$7.00
- School&Camp

**Add your students ages 12 to 17, including CIT's and LIT's under "additional" adults @ \$10 each.**

**Add your additional adults @ \$10 each.**

**Add your 1 free adult for each 10 paying children (ages 3 to 11 only, do not round up)**

**Add your students ages 3 to 11 (minimum 10 paying) @ \$10 each.**

**\*\*Then you must scroll through the "Add-Ons" section and add the \$14.95 handling fee to the cart. All Schools are required to add this fee to the cart.\*\***

**Add-Ons:** Please scroll through the other "Add-On" items to select carousel rides, lunches, popsicles or tickets to the Wild Adventure Show (school year only)

### REMINDER

**The number of Wild Adventure Show tickets must match the total number of admission tickets for students + free adults + extra paying adults. Everyone pays to attend the show.**





# BOOKING YOUR GROUP TRIP TO THE ZOO ONLINE!

## STEP 3

As we optimize our new ticketing platform, we ask that you pay close attention to the prompts below to ensure your order is processed correctly.

\* Cart Item(s) discard in 17:57

**Payment Form**

First Name \_\_\_\_\_ Last Name \_\_\_\_\_

Email \_\_\_\_\_  I'm a Member!

Phone # \_\_\_\_\_

Address 1 \_\_\_\_\_

Address 2 (Optional) \_\_\_\_\_

Country: United States State: \_\_\_\_\_

Zipcode \_\_\_\_\_ City \_\_\_\_\_

Billing Address same as above

**Billing Address**

Phone # \_\_\_\_\_

Address 1 \_\_\_\_\_

Address 2 (Optional) \_\_\_\_\_

Country: United States State: \_\_\_\_\_

**Under the First Name**, put your School name.

**Example: Dexter Cow Academy.**

**Under the Last Name**, put the full name of the teacher and grade level.

**Example: Ms. Ellie Font, Gr. 1**

**On Address Line 1**, put the street address for the School only.

**Example: 123 Tiger Lane.**

**On Address Line 2**, put your time of arrival and the number of buses.

**Example: 10 am, 4 buses.**

**\*\*Regardless of the name on the credit card, you must UNCHECK the box marked " billing address the same as above".\*\***

**Then, enter the phone number and address in that lower section that belongs to that credit card.**

You will receive an email receipt from info@beardsleyzoo.com with a booking # number and barcode. Please do not reply to that email.

Please check your junk or spam folders just in case it winds up there.



# BEFORE YOU COME TO THE ZOO

**Please review all information carefully, which should answer most questions you may have.**

Please finalize your lunch plans prior to arriving. Sorry, Zoo greeters cannot stop to answer questions at group arrival time. If you have additional questions not covered, please email Group Sales directly and remember to allow enough time for a reply, especially during the busy Spring and Summer seasons.

Please note the Zoo arrival time you listed on your booking.

Please allow time for traffic delays. We suggest groups Map Quest or Google their travel directions to the Zoo just in case their drivers get lost. Groups that are delayed should use the text number on the orange check-in pass to let us know they are running late.


Wristbands: Groups receiving group rates agree to have all guests in their group wearing their wristbands prior to disembarking their vehicles including “free” adults and chaperones driving separately. Groups who do not have their wristbands on will be directed by the greeters to stay on the bus(s) or van(s) and circle back when the whole group is ready.

Arrival Space: We have a very small drop off zone, and we must ensure a smooth arrival process for the safety of all. There is no place to stop or gather or to put on wristbands. We cannot disembark guests safely and quickly if groups have stopped to put on wristbands, count heads, re-group, ask questions, or exchange info with bus drivers.

If you have chaperones driving separately please send their wristbands home ahead of time and include their carousel tickets, your group arrival time here at the Zoo, your Zoo departure time, your lunch plans, your inclement weather plans, along with a designated teacher’s name and cellular telephone number, just in case. Sorry, Zoo greeters cannot stop to answer questions from chaperones driving separately. Please ask your chaperones to arrive 10 to 15 minutes prior to when you need to meet them. That way everyone will arrive on time, and all will be ready to enter as a group when the buses or vans pull in.

Please review the Zoo Etiquette Guidelines with your group before you arrive at the Zoo.

Please review the Bus/Van Driver information. For the safety of all, when arriving and dropping off guests, it is very important that groups give each bus or van driver their own information sheet when they first pull up to your facility to load. This will give them the time they need to read the information before they arrive at the Zoo. Please exchange cellular telephone numbers with your driver(s) before you arrive at the Zoo. Please familiarize yourself with the bus information as well. Sorry, Zoo greeters cannot stop to answer questions about buses and parking.



# WHEN YOU ARRIVE AT THE ZOO

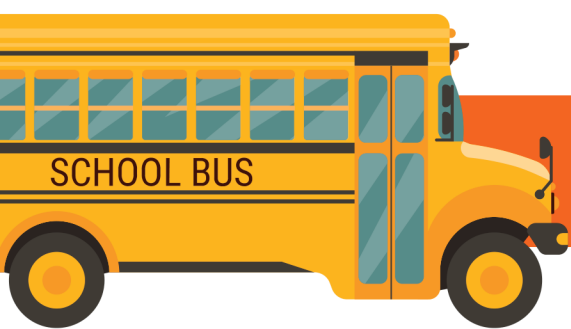
All Bus and Van Drivers must follow the yellow bus signs and the white arrows on the ground to the bus drop off / pick up area. This is the only area to be used to disembark. Please do not let buses stop in the middle of the roads to let people off or disembark the children. Buses and vans must circle around and drop off “curbside” only.



- Please follow the directions of the greeters.
- Please do not disembark until instructed to do so by the Zoo greeters.
- If the Zoo greeters ask your bus or van to “wait” or to “hold” in place, please be patient and wait and hold in place.

- The chaperone in charge should be the first one off the bus to give the orange check-in pass to the Zoo greeter.
- If everyone has their wristbands on, your Zoo greeter will direct you on how to proceed and where to enter and everyone in the group will need to show a wristband to gain entry.
- Once you disembark, please keep moving. Do not stop in the bus drop off area to count heads or give instructions or break down into smaller groups.
- Please proceed inside where you can re-group at the “Globe” or adjacent Polygon area.
- Groups who want to have their snack should proceed directly to the Picnic Grove. Please do not stop to eat at the entrance.





# BUS & VAN DRIVERS

When drivers first enter from Noble Avenue, they should drive slowly up the hill and follow the yellow BUS signs and the white ground arrows to our drop off / pick up area. The signs will circle you around to drop off “curbside” only.

- Do not pull up to the front of the Zoo to unload.
- Do not stop in the middle of the road to let anybody off the bus(s) or van(s).
- Do not disembark anyone in the middle of the road.

Please follow the instructions given by the Zoo greeters in the orange safety vests. If the greeters tell you to wait, please wait. If they ask you to pull up, please pull up. If they ask you to turn off your engines, please turn off your engines. The Chaperone in charge with the orange check-in pass should be the first one off the bus and no one else should disembark until instructed to do so by the Zoo greeters.

Please do not take it upon yourselves to load or unload the children in the way back parking lot area. Walking past poison ivy, pricker bushes, hot bus mufflers and moving cars is just plain dangerous. Please wait to pull up as instructed by the Zoo greeters. Unloading can take several minutes. Please be patient. Safety first! The Zoo greeters are the best ones to gauge the arrival situation when buses pull in. Please follow their lead.

## **To Park a Bus**

Exit the Zoo using the driveway on your far right and turn right into the city park, called Beardsley Park. Proceed straight for approximately 1,000 feet until you see our overflow lot on your right. This lot has recycling bins, wood chip piles and leaf piles in it. You may park in that lot and please lock your bus! Please do not tell guests to leave personal items on the bus unless you are remaining behind on the bus the whole time.

## **To Exit the Bus lot and return to the Zoo**

Turn right out of the lot. At the first one-way street (playground) turn right. Go up the hill, (playground) turn right. Road will lead you out of the park. Turn right onto East Main St. At traffic light, turn right onto Noble Ave. At the first stop sign, turn right into Beardsley Park. Drive up the hill and return to the drop off / pick up zone.

**Flip over to continue reading**







# BUS & VAN DRIVERS

**SPECIAL NOTE: WHEELCHAIR BUSES** should check in with the Zoo greeters before they start to unload. Sometimes it is better for them to unload on level ground at the front of the Zoo rather than push wheelchairs up a hill or ramp.

**FAILURE TO COOPERATE** with the Zoo greeters and all bad driving incidents will be reported to your bus company.

**EXCHANGE PHONE NUMBERS:** We suggest you exchange cellular telephone numbers with the Chaperone in charge. Please confirm your pickup time. Please adhere to that time. Please do not return early, it only creates traffic jams.


**PARKING:** The Zoo's parking lot is NOT zoned for bus parking. All buses, regardless of size, must park in the bus parking lot down inside the city park. Sorry, there are no exceptions. If you, the driver, are employed as a staff member by the group's facility, you will need to get a wristband from your group for your admission.

**ADMISSION:** If you are an outside contracted bus driver, you are not charged admission however, there is an admission fee if you bring in children, relatives, or guests. All tickets must be purchased online before entering the zoo.

**VAN DRIVERS:** should drop off their guests first and then park their vans. Passenger Vans may park in the Zoo's regular car lot only if they do not stick out or take up more than one parking space.

**HANDICAP:** Only vehicles with handicap placards may park in the handicap parking spots, sorry, no exceptions.





# INCLEMENT WEATHER AND RESCHEDULING

**The Zoo is open rain or shine 362 days a year, so we do not reserve rain dates. We do not issue refunds or rainchecks.**

CT's Beardsley Zoo makes every effort to be open rain or shine, but extreme weather conditions may call for unexpected closures. While these unexpected closures are infrequent, CT's Beardsley Zoo does reserve the right to close the Zoo for any reason, including current or forecasted weather conditions. These closures will be posted on the Zoo's website and social media accounts as soon as they are announced. It is not always possible to reach out to every guest, so please check our website before your visit for the most accurate announcements.

If you decide to visit during inclement weather, please remember to dress according to the weather for the Bridgeport area which can be quite different than your city or town.

If your trip needs to be postponed, please contact Group Sales prior to your arrival time to have it rescheduled. Please send us a text message using the "text" number as shown at the bottom of the orange check-in pass. Please remember to include the school (or camp) name in the text message and let us know you are not coming that day.

**Reminder:** It is a text only number. It cannot make or take calls or receive voice mail, only texts.

**Disclaimer:** The above-mentioned re-scheduling does not apply to groups that have pre-ordered, paid-for lunches. Groups with pre-ordered, paid-for lunches, must contact Group Sales a full 48 hours in advance of their visit date to reschedule their visit so that we have enough time to notify the Café otherwise, you are committed to those lunches, and they are not refundable or replaceable.

After you send us a text to say you are not coming, and as soon as you know what new visit date you would like, please email us directly at: [groupsales@beardsleyzoo.org](mailto:groupsales@beardsleyzoo.org) and we will make every effort to reschedule you into the date you want.

Please remember to tuck the wristband packet away in a safe place until your new visit date. Groups are responsible for their safe keeping. Sorry, we do not re-issue lost or misplaced wristband packages. Groups will need to re-purchase them again.

**Disclaimer:** There are no refunds or credits or substitutions for any aspect of Group Sales including, but not limited to: admission; show tickets; carousel rides; food orders; popsicles; or souvenirs.



# ZOO ETIQUETTE

**Please review our etiquette guidelines and share them with your group before arriving at the Zoo.**

- All children, including middle school and high school students, Camp CIT's and LIT's must always be under the direct supervision of an adult chaperone, age 18 and over. The minimum age for an adult chaperone is 18 or older. Children and youths may not wander about the Zoo with the understanding to "check-in" later. The only exception is College visits.
- Inappropriate behavior will be reported to school principals and camp directors. Groups can be asked to leave and there are no refunds.
- Our goal is for everyone to have a safe and enjoyable visit with mutual respect for all people and animals alike. Thank you in advance for understanding and cooperation.
- While the Zoo is an outdoor facility, the use of whistles is prohibited. It disturbs the animals. Tapping on the exhibit glass also disturbs the animals. Please be considerate of their feelings.
- Running, shoving, throwing water, horseplay or climbing of rocks and trees is prohibited at the Zoo. Items such as roller skates, roller blades, skateboards, children scooters, Heelys, weapons, Pets; tricycles, bicycles; bouncing balls; balloons; whistles; catering vehicles are not permitted on Zoo grounds.
- Please avoid loud noises and shouting. It frightens the animals and disturbs the other visitors. Please keep your voices low especially inside of the buildings.
- Chasing the animals is prohibited.
- Keep all objects such as pencils, pens, clips and coins out of the animals' exhibit. It can be dangerous to the animals. Should an item fall into an exhibit, please contact a Zoo staff member.
- Food and drinks are not allowed inside of any Zoo buildings. The same applies to smoking. There is also no smoking in the picnic grove or playground area.
- Visitors must stay on their side of all safety fences and moat areas. Any visitor found beyond a barrier fence will be immediately escorted out of the zoo along with their entire group.
- Zoo animals have specialized diets. Feeding the animals is not allowed.
- Please be careful when crossing the roads. Service vehicles may be making deliveries.
- Please help keep our Zoo clean and put litter in its place. Garbage cans and recycling bins are located throughout the Zoo. Please, do not pick any of the flowers, anywhere.
- The Gift Shop is open. There may be a short wait to accommodate everyone. Anyone observed shoplifting will be asked to leave the Gift Shop along with their entire group. No one from that group will be allowed to make any purchases and the proper authorities will be contacted.



# REMINDERS

## RESTROOMS

Restrooms located at the Zoo's Front Gate Entrance Plaza and up the road, past the picnic grove, just around the corner from the Peacock Café. Using the upper restrooms nearest the picnic area is faster as there are more of them which saves considerable time.

## FIRST AID

First Aid kits are located throughout the Zoo and marked by green + signs. Please contact the nearest Zoo staff member for assistance. The Zoo has a Public Address System (PA) should an emergency arise. All Zoo staff members carry short wave radios.

## REMINDERS

- These items are not permitted on Zoo grounds: Weapons, Pets; roller skates; roller blades; skateboards, children scooters, Heelys; tricycles, bicycles; bouncing balls; balloons; whistles; cooking of any kind; alcohol of any kind; catering vehicles or reserving picnic tables.
- Prior management approval is needed to bring in outside entertainment such as, but not limited to: clowns; magicians; face painters, etc.
- Group visits are considered field trips, and they are self-guided. We do not offer tours.
- Food, rides, show tickets, popsicles, ice cream, wind tunnel, gift shop souvenirs and appliance rentals are extra cost items. Field trips do not include storage, transportation, or private use of any Zoo area.
- All children, including middle school and high school students, Camp CIT's and LIT's, must always be under the direct supervision of an adult chaperone aged 18 or older. Children may not wander about the Zoo with an understanding to "check-in" later. The only exception is College visits.

## MASKS

Masks are no longer required in any building including the Rainforest and Research Station. This is subject to change based on conditions at any given time. Please refer to our website for the most up to date guidelines.

Thank you in advance for helping to protect our animals!

\*All prices & terms are subject to change without notice

